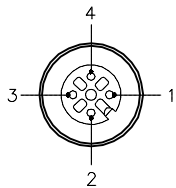


FEMALE END VIEW

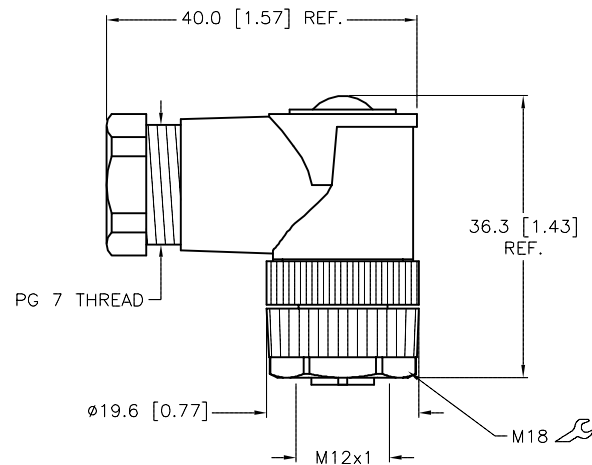


- 1 = BROWN (+ VOLTAGE)
 2 = N/C
 3 = BLUE (- VOLTAGE)
 4 = N/C




SPECIFICATIONS

HOUSING MATERIAL/COLOR	PBT/BLACK
CONTACT MATERIAL/PLATING	BRASS/GOLD
COUPLING NUT MATERIAL/COLOR	NYLON/BLACK
RATED CURRENT [A]	4.0 A
RATED VOLTAGE [V]	250 V
MAXIMUM WIRE SIZE	18 AWG
CABLE GRIP RANGE	6-8mm
TEMPERATURE RATING	-25°C to +85°C (-13°F to +185°F)
PROTECTION CLASS	IEC IP67
TERMINATION TYPE	SCREW TERMINAL



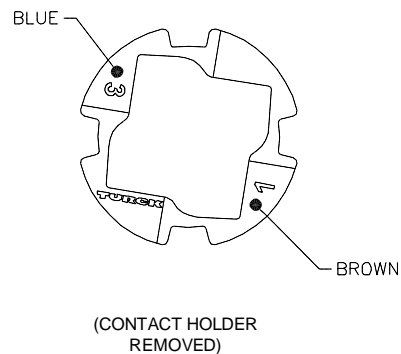
DETAIL "A"

WIRE SIDE VIEW
 OF CONTACT HOLDER
 TO SHOW LABEL DETAILS



(SCALE 2:1)

LABEL DETAIL



SOURCE DRAWING - FOR REFERENCE ONLY

RELATED DOCUMENTS		3RD ANGLE PROJECTION		<div>THIS DRAWING IS CONFIDENTIAL AND THE PROPERTY OF TURCK INC. USE OF THIS DOCUMENT WITHOUT WRITTEN PERMISSION IS PROHIBITED.</div> <div>TURCK</div>		3000 CAMPUS DRIVE MINNEAPOLIS, MN 55441 1-800-544-7769 (763) 553-7300 (763) 553-0708 fax www.turck.us	
1. 2. 3. 4.							
MATERIAL		DRFT RDS		DATE 05/16/08		DESCRIPTION B 8241-0/PG 9/ASI	
SEE SPECIFICATIONS		APVD		SCALE 1=1.0			
FINISH		UNIT OF MEASUREMENT MILLIMETER [INCH]		IDENTIFICATION NO. U2-13622		REV B	
SEE SPECIFICATIONS							
		CONTACT TURCK FOR MORE INFORMATION		DO NOT SCALE THIS DRAWING		FILE: U2-13622	
						SHEET 1 OF 1	

B	UPDATE COUPLING NUT	RDS	08/07/18	66283
REV	DESCRIPTION	BY	DATE	ECO. NO.